

G1G126-AA49-74

EC centrifugal fan

forward-curved, single-intake

with housing (flange), Gas blower for condensing boilers



ebm-papst Mulfingen GmbH & Co. KG

Bachmühle 2 · D-74673 Mulfingen

Phone +49 7938 81-0

Fax +49 7938 81-110

info1@de.ebmpapst.com

www.ebmpapst.com

Limited partnership · Headquarters Mulfingen

Amtsgericht (court of registration) Stuttgart · HRA 590344

General partner Elektrobau Mulfingen GmbH · Headquarters Mulfingen

Amtsgericht (court of registration) Stuttgart · HRB 590142

Nominal data

Type	G1G126-AA49-74	
Motor	M1G055-BD	
Phase		1~
Nominal voltage	VAC	230
Frequency	Hz	50/60
Method of obtaining data		fa
Speed (rpm)	min ⁻¹	5000
Power consumption	W	75
Current draw	A	-
Min. ambient temperature	°C	-25
Max. ambient temperature	°C	70
Min. temp. of flow medium	°C	-25
Max. temp. of flow medium	°C	80

ml = Max. load · me = Max. efficiency · fa = Free air · cs = Customer specification · ce = Customer equipment
Subject to change



EC centrifugal fan

forward-curved, single-intake

with housing (flange), Gas blower for condensing boilers

Technical description

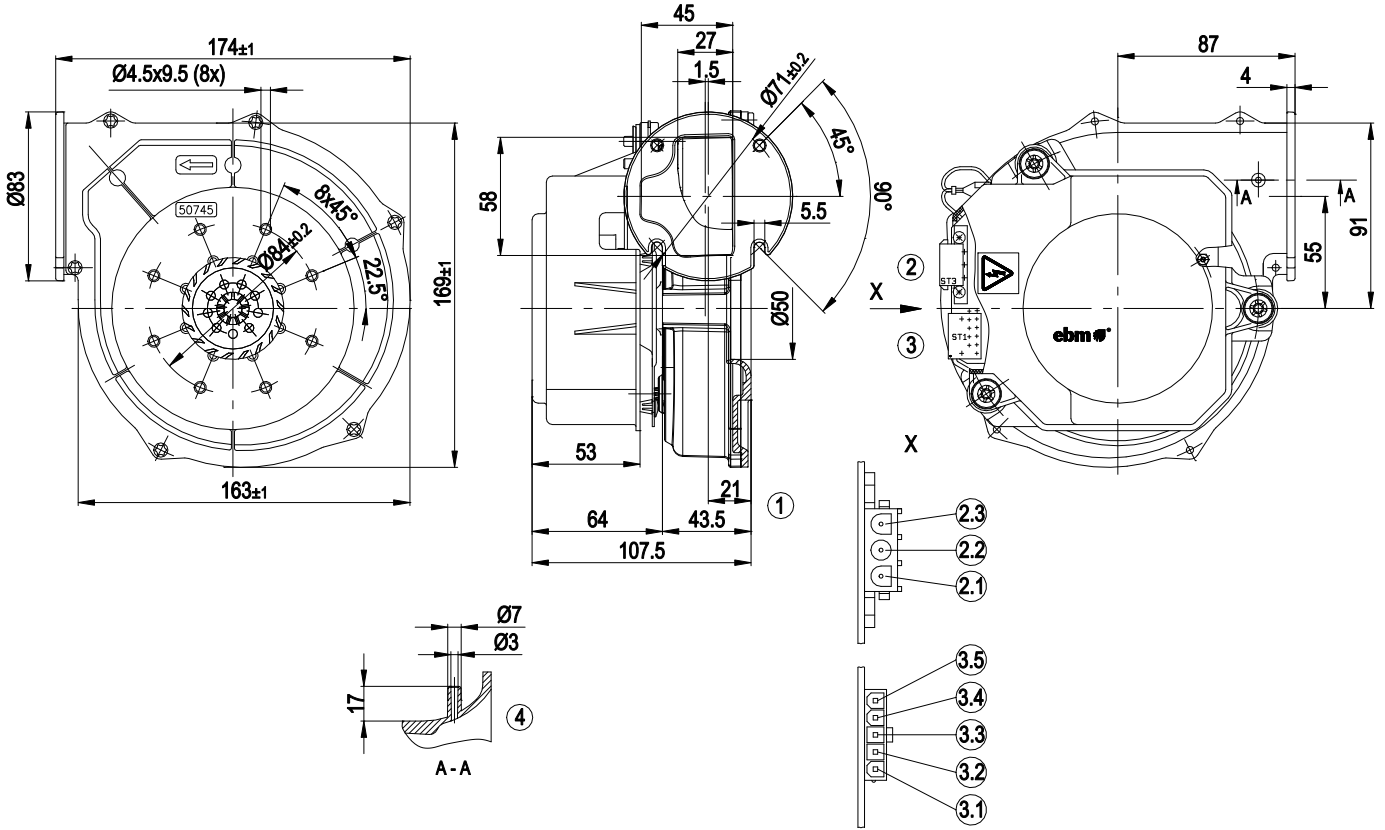
Weight	1.5 kg
Size	126 mm
Motor size	55
Rotor surface	Thick-film passivated
Cover material	PP plastic
Impeller material	PA plastic
Housing material	Die-cast aluminum
Direction of rotation	Clockwise, viewed toward rotor
Degree of protection	IP20
Insulation class	"B"
Moisture (F) / Environmental (H) protection class	H1
Max. permitted ambient temp. for motor (transport/storage)	+ 80 °C
Min. permitted ambient temp. for motor (transport/storage)	- 40 °C
Installation position	Any
Mode	S1
Premixing	Suitable for premixing.
Motor mounting	Ball bearing
Technical features	<ul style="list-style-type: none"> - Tach output - Motor current limitation - PWM control input
Touch current according to IEC 60990 (measuring circuit Fig. 4, TN system)	<= 3.5 mA
Electrical hookup	Plug
Motor protection	Reverse polarity and locked-rotor protection
Conformity with standards	CE
Approval	EAC
Comment	Complete unit must be tested for required approvals.

EC centrifugal fan

forward-curved, single-intake

with housing (flange), Gas blower for condensing boilers

Product drawing



1	Housing side parts sealed with NBR round cord (pentane-resistant)
2	3-pole header, mating connector (not included in scope of delivery): Tyco no. 350 766-1; socket: Tyco no. 926 884-1
2.1	L
2.2	N
2.3	PE
3	5-pole header; mating connector (not included in scope of delivery): Molex no. 39-01-4050; socket: Molex no. 39-00-0059
3.1	(+)
3.2	Speed monitoring
3.3	not used
3.4	PWM input
3.5	(-) GND
4	Pressure tap possible

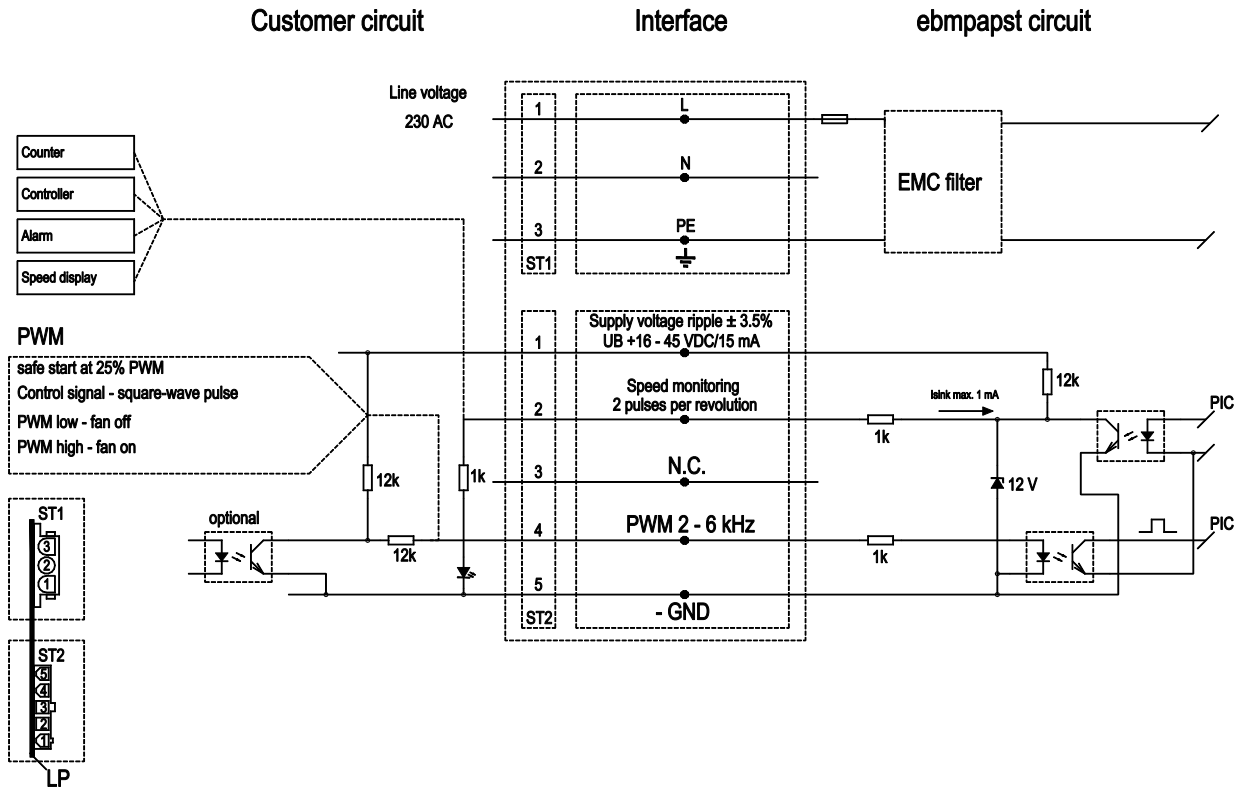


EC centrifugal fan

forward-curved, single-intake

with housing (flange), Gas blower for condensing boilers

Connection diagram

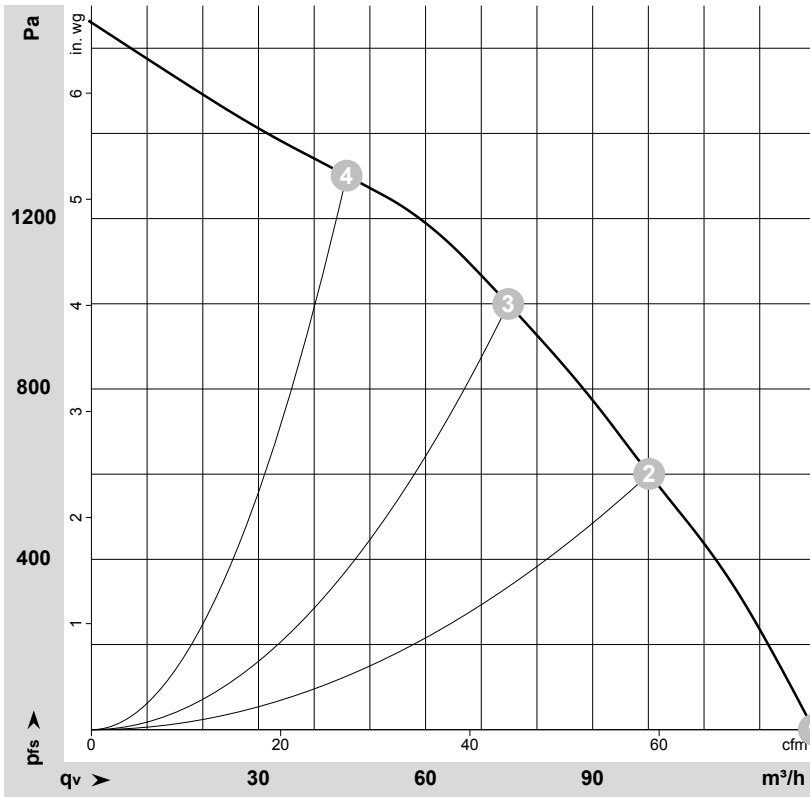


EC centrifugal fan

forward-curved, single-intake

with housing (flange), Gas blower for condensing boilers

Curves: Air performance 50 Hz



$\rho = 1.15 \text{ kg/m}^3 \pm 2 \%$

Measurement: LU-109711-1

Air performance measured according to ISO 5801 installation category A. For detailed information on the measurement setup, contact ebm-papst. Intake sound level: Sound power level according to ISO 13347 / sound pressure level measured at 1 m distance from fan axis. The values given are valid under the specified measuring conditions and may vary due to conditions of installation. For deviations from the standard configuration, the parameters have to be checked on the installed unit.

Measured values

	Wired	U	f	n	P _{ed}	I	q _v	p _{fs}	q _v	p _{fs}
		V	Hz	min ⁻¹	W	A	m ³ /h	Pa	cfm	in. wg
1	1~	230	50	5000	75	0.50	130	0	75	0.00
2	1~	230	50	5550	67	0.46	100	600	60	2.41
3	1~	230	50	5920	60	0.40	75	1000	45	4.01
4	1~	230	50	6350	48	0.33	45	1300	25	5.22

Wired = Wiring · U = Power supply · f = Frequency · n = Speed (rpm) · P_{ed} = Power consumption · I = Current draw · q_v = Air flow · p_{fs} = Pressure increase

