

Ordering

Ordering EVR solder connection, Normally Closed (NC) - separate valve bodies

Figure 79: EVR 2 / EVR 3 Figure 80: EVR 4 / EVR 6 / EVR 8 Figure 81: EVR 10 Figure 82: EVR 15 / EVR 18 / EVR 20 / EVR 22

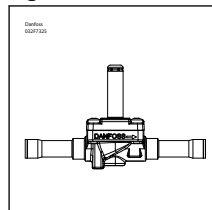
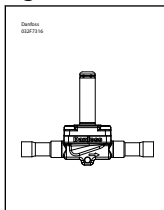
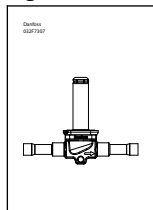
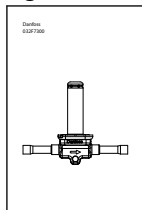


Figure 83: EVR 25

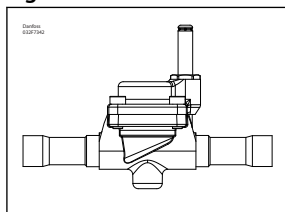


Figure 84: EVR 32 / EVR 40

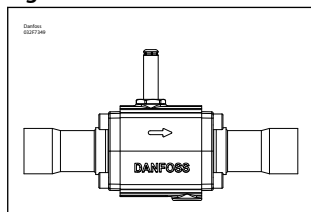


Table 21: Ordering EVR solder connection, Normally Closed (NC) - separate valve bodies

Type	Coil voltage	Connection size		Manual operation	K _v value [m ³ /h]	Code no.
		[in]	[mm]			
EVR 2	AC / DC	1/4	–	No	0.15	032F1201
	AC / DC	1/4	–	No	0.15	032F7100
	AC / DC	–	6	No	0.15	032F1202
EVR 3	AC / DC	1/4	–	No	0.26	032F1206
	AC / DC	3/8	–	No	0.26	032F1204
	AC / DC	–	6	No	0.26	032F1207
EVR 4	AC / DC	–	10	No	0.26	032F1208
	AC / DC	3/8	–	No	0.7	032L7110
	AC / DC	3/8	–	No	1.0	032L1212
EVR 6	AC / DC	3/8	–	Yes	0.87	032L7116
	AC / DC	–	10	No	1.0	032L1213
	AC / DC	–	12	No	1.0	032L1236
	AC / DC	1/2	–	No	1.0	032L1209
	AC / DC	1/2	–	Yes	0.87	032L7144
	AC / DC	5/8	–	No	1.0	032L7117
EVR 8	AC / DC	1/2	–	No	1.15	032L7121
	AC / DC	1/2	–	Yes	1.09	032L7148
	AC / DC	5/8	–	No	1.15	032L7122
EVR 10	AC / DC	3/8	–	No	1.56	032L7125
	AC / DC	–	12	No	2.2	032L1218
	AC / DC	1/2	–	No	2.2	032L1217
	AC / DC	1/2	–	Yes	2.2	032L1188
	AC / DC	5/8	16	No	2.2	032L1214
	AC / DC	5/8	–	Yes	2.2	032L7149
EVR 15	AC / DC	5/8	16	No	3.3	032L1228
	AC / DC	5/8	16	Yes	3.3	032L1227
	AC / DC	7/8	22	No	3.3	032L1225
EVR 18	AC / DC	7/8	–	Yes	3.9	032L1004
EVR 20	AC / DC	7/8	–	No	6.0	032L1240
	AC / DC	7/8	–	Yes	6.0	032L1254
	AC / DC	1 1/8	–	No	6.0	032L1244
	AC / DC	–	28	No	6.0	032L1245