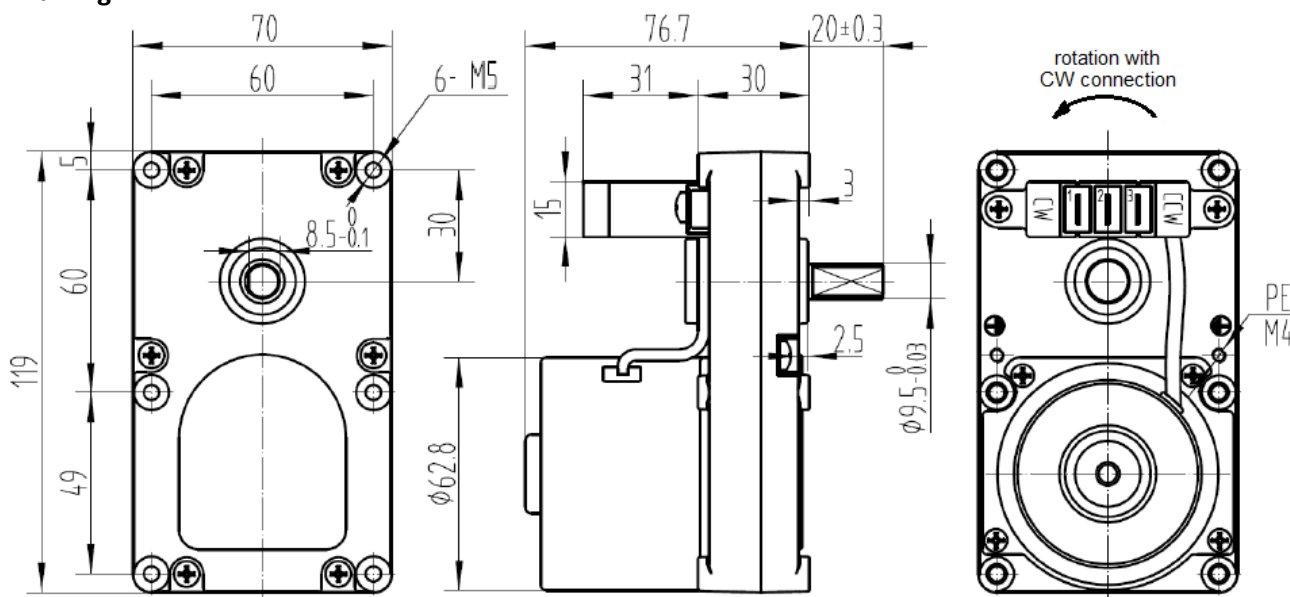


Rated voltage	220-240 V		Starting voltage	170 V
Rated frequency	50 Hz	60 Hz	Operating temperature	from -10°C to +70°C
Rated current	0,07-0,09A	0,07-0,10A	Operating humidity	10 – 90 % R.H. (no condensation)
Rated power	12-20W	13-22W	Rotation	CW / CCW
Rated speed	2,0 rpm	2,4 rpm	Sound pressure level	45/46 dB(A) at 1 m
Rated torque	18 Nm		IP rate	IP 20
Max torque	22 Nm		Type of service	S3 (10%-80% duty cycle)
Stall torque	25 Nm			

Note:

- 1) Gearbox motor can operate with a torque load on the slow shaft from 0 Nm to max torque value.
- 2) The stall torque is the condition over which the gearbox motor is not able to operate.
- 3) If the gearbox motor operates over the max torque, its life is reduced drastically.
- 4) To avoid reverse rotation, turn on the gearbox motor observing the zero crossing.

Drawing

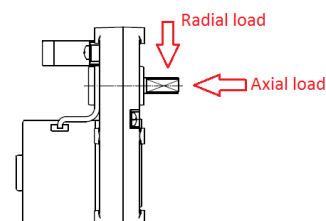


Electrical and mechanical characteristics		Item	Material / References	pcs
Insulation Class	Class F	Gearbox shells	Aluminium alloy	2
Appliance Class	Class OI	Plastic gear	PA66	1
Capacitor value	0,56 µF / 450V ^①	Metal gear	Sintered SB4050 and steel	6
Dielectric strength test	1800V 50Hz for 1 s	Pinion	steel	1
Insulation resistance	100 MΩ min	Shaft ring	PA66	1
Reduction rate	246,7:1	Sleeve bearing	Sintered bronze	2
Axial play slow shaft	0,5 mm max	Motor bearing	Ball bearing NMB – 626ZZ	2
Backlash (no load)	2,0° max	Grease	EUBO® C373 TDS	na
Mounting position	Any			

Note: ^① the capacitor is in compliance with IEC EN 60252-1 standard

Radial and axial load

Radial and axial load applied to the slow shaft reduce the life of gearbox. We suggest do not exceed 250N of radial load and 200N of axial load.



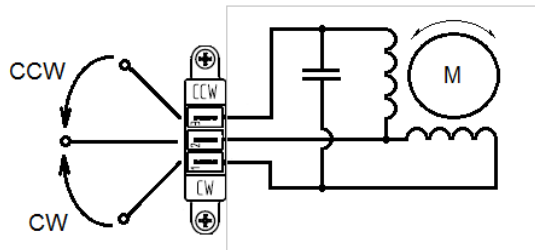
Electrical connection and wiring diagram

Electrical connections:

- No 3 male terminals 6,3 x 0,8mm

Direction of rotation:

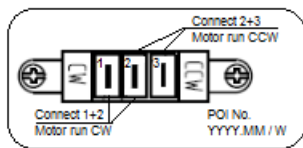
CW or CCW rotation looking at exit of the slow shaft.



Marking

Example of label. For the correct data of this model, please referred to the ones written on the first page of this specification

LABEL #1



LABEL #2

www.ipcmotors.com

Model GMF202D902S1

Rated voltage, frequency and input power 230V 50/60Hz 18/19W

Rated speed and Duty Cycle 2.0/2.4rpm S3

POI 501 2016.03 / 2

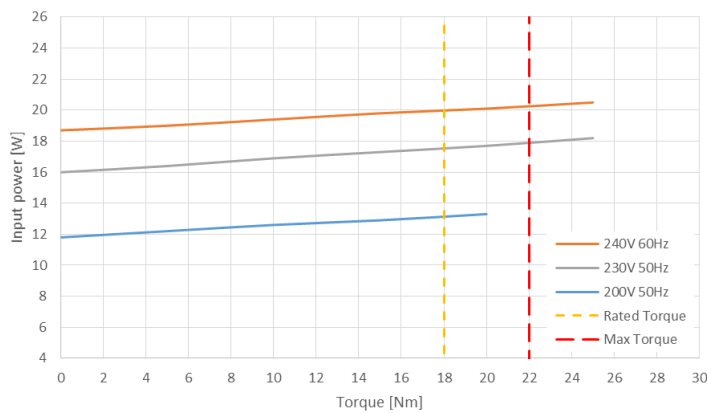
Lot number YYYY.MM / W

Safety mark

CE In compliance with EN 60335-1 standard

Performance curves

Gearbox synchronous motor GMFE200xxx
rated speed 2,0 rpm



Gearbox synchronous motor GMFE200xxx
rated speed 2,4 rpm

