



Movement by Perfection



The Royal League in ventilation, control and drive technology



Product documentation

Type
FN063-SDA.4I.V7P1

Article number
141383

Product documentation

Customer

ZIEHL-ABEGG Contact

-

Project

-

ZIEHL-ABEGG Subsidiary
Italy

ZIEHL-ABEGG Italia S.r.l.
Via Primo Maggio 10
30031 DOLO (VE)
ITALY

Phone +39 041 5130-311

Fax +39 041 5131-953

www.ziehl-abegg.it


info@ziehl-abegg.it

Type

FN063-SDA.4I.V7P1

Article number

141383



Contents

1.	Product specification - Technical data	3
2.	Characteristic Curve	4
3.	Drawing	5
4.	Connection diagram	6
5.	EU-Declaration of conformity	7

1. Product specification - Technical data

Article number	141383
Type	FN063-SDA.4I.V7P1
Designation	Axial fan with sickle blades
Rated values	3~400V ±10% D/Y 50Hz P ₁ 0.62/0.44kW 1.25/0.72A ΔI=15% 900/720/min COSY 0,72 70°C 3~400V±10% D/Y 60Hz P ₁ 0.94/0.52kW 1.6/0.88A ΔI=5% 980/640/min COSY 0,85 50°C 3~460V±10% D/Y 60Hz P ₁ 1.00/0.64kW 1.55/ 0.94A ΔI=5% 1040/730/min COSY 0,82 50°C
Electrical connection	Terminal box K62
ErP Data	Efficiency η_{statA} : 33.8 % Efficiency grade: $N_{actual} = 41.6 / N_{target} = 40^*$ *ErP 2015
Type of protection	IP54
Thermal class	THCL155
Mounting type terminal box	Mounted on Stator
Min. operating temperature	-40°C***
Connection diagram	1360-108XA
Rating plate	1x fixed
Fitting position	H/Vu/Vo
Motor protection	thermal contact
Impregnation	Moisture and hot climate protection
Condensation	Condensation water holes in stator/rotor open
Quality of bearings	ball bearing with long-time lubrication
Material Rotor	Aluminium
Painting rotor	unpainted
Material blades	Aluminium
Painting impeller	unpainted
Weight	10.90kg

*** Operation mode:

Continuous operation with occasional starts (S1) according to DIN EN 60034-1:2011-02.

Occasional starting between -40 °C and -25 °C is permissible. Continuous operation below -25 °C only with special bearings for refrigeration applications on request.

Permissible minimum and maximum ambient temperature for operation:

Please refer to the technical documentation of the product for the minimum and maximum ambient temperature valid for the respective fan. Operation below -25 °C as well as partial load operation for refrigeration applications is only possible with special bearings for refrigeration applications on request. If special bearings for refrigeration applications are installed in the fan, please observe the permissible maximum temperatures in the technical documentation of the product.

2. Characteristic Curve

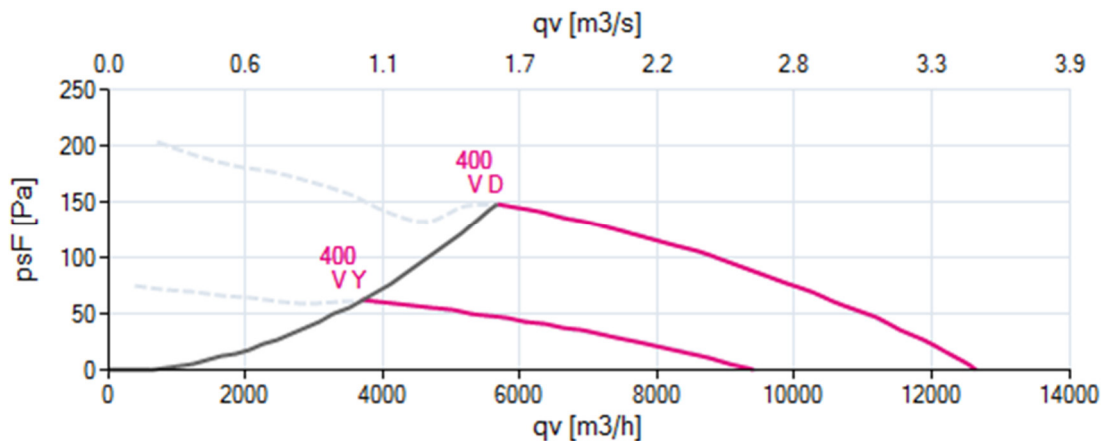
FN063-SDA.4I.V7P1

Measured in full nozzle without guard grille in air flow direction A in installation type A according to ISO 5801

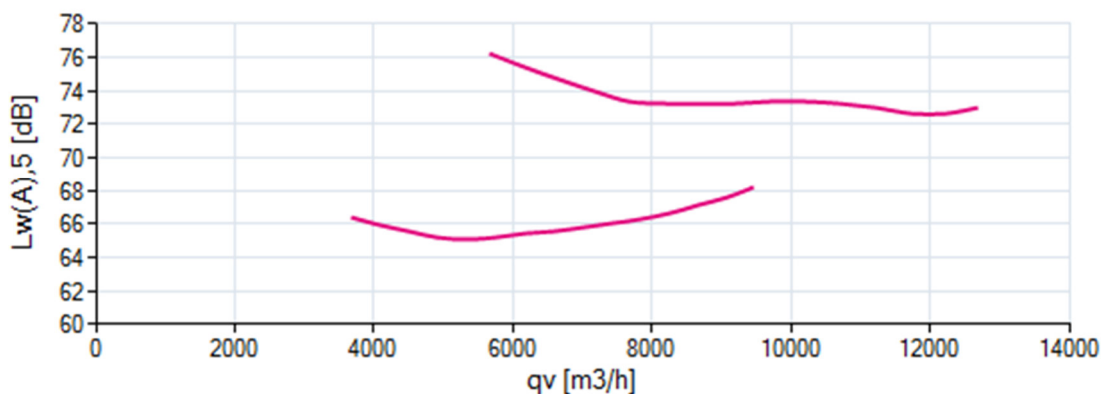
3~ 400V 60Hz Y

measurement density 1,16 kg/m³

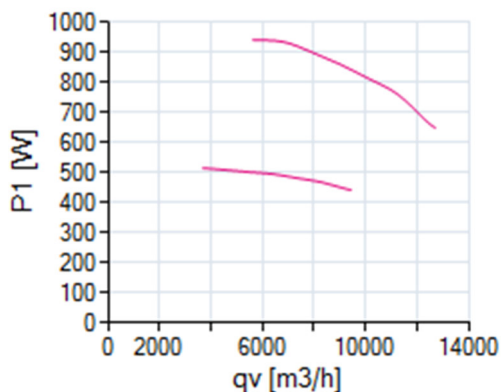
Air performance



Acoustics



Power input



Please note: It's not allowed to use this fan in the stall area!*

*In doubt please ask your responsible ZIEHL-ABEGG sales contact.

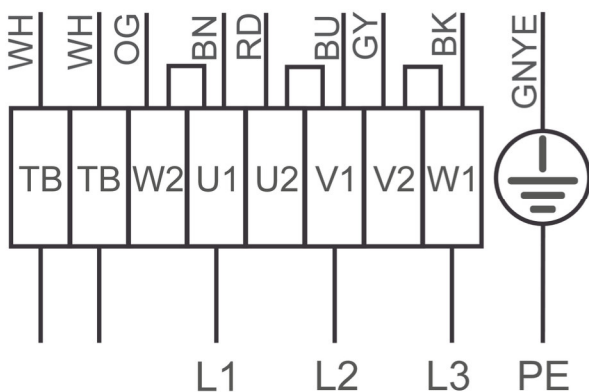
4. Connection diagram

1360-108XA

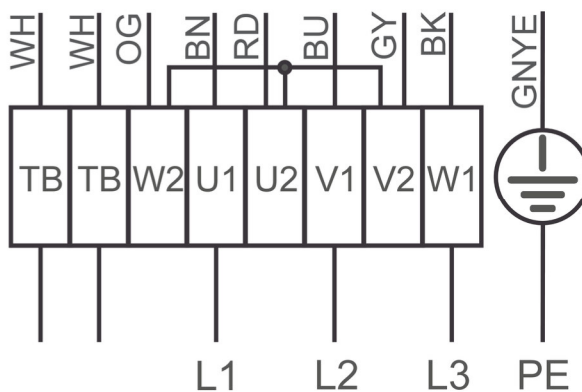
3~ motor, 2 speeds (Δ/Y switch over) with thermostatic switch (if built in). Without bridge when using speed change-over switch.

- BN brown
- BU blue
- BK black
- RD red
- GY grey
- OG orange
- WH white
- GNYE green-yellow

High speed/D-connection



Low speed/Y-connection



EC Declaration of Incorporation

as defined by the EC Machinery Directive 2006/42/EC, Annex II B

The design of the incomplete machine:

- Axial fan FA..., FB..., FC..., FE..., FF..., FG..., FS..., FT..., FH..., FL..., FN..., FV..., DN..., VR..., VN..., ZC..., ZF..., ZG..., ZN...
- Centrifugal fan RA..., RD..., RE..., RF..., RG..., RH..., RK..., RM..., RR..., RZ..., GR..., ER..., WR...
- Cross-flow fan QK..., QR..., QT..., QD..., QG...

Motor type:

- Induction internal or external rotor motor (also with integrated frequency inverter)
- Electronically commutated internal or external rotor motor (also with integrated EC controller)

complies with the requirements in Appendix I, Articles 1.1.2, 1.1.5, 1.4.1, 1.5.1 in EG Machinery Directive 2006/42/EG.

Manufacturer

ZIEHL-ABEGG SE
Heinz-Ziehl-Strasse
D-74653 Künzelsau

The following harmonised standards have been used:

EN 60204-1:2006+A1:2009	Safety of machinery; electrical equipment of machines; Part 1: General requirements
EN ISO 12100:2010	Safety of machinery - General principles for design - Risk assessment and risk reduction
EN ISO 13857:2008	Safety of machinery; safety distances to prevent danger zones being reached by the upper limbs
Note:	The maintenance of the EN ISO 13857:2008 relates only to the installed accidental contact protection, provided that it is part of the scope of delivery.

The specific technical documentation in accordance with Appendix VII B has been written and is available in its entirety.

The person authorised for compiling the specific technical documentation is: Dr. W. Angelis, address see above. The specific documentation will be transmitted to the official authorities on justified request. The transmission can be electronic, on data carriers or on paper. All industrial property rights remain with the above-mentioned manufacturer.

It is prohibited to commission this incomplete machine until it has been secured that the machine into which it was incorporated complies with the stipulations of the EC Machinery Directive.

Künzelsau, 12.12.2017

Dr. W. Angelis - Technical Director Ventilation Division

Dr. W. Angelis



The Royal League in ventilation, control and drive technology

Intelligent control technology for any application

ZIEHL-ABEGG system capabilities:
Everything from a single source – perfectly matched for optimal performance

Please contact us. We would be pleased to design an individual solution for your requirements.

We would like to welcome you on our worldwide exhibitions. Please find our next exhibitions [here](#).