



## ACCESSORI



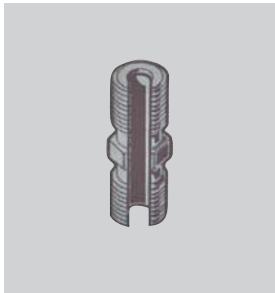
### Prolunghe

CODICE	Lunghezza (mm)	Raccordi	Conduttore
0.218.101	600	F M9x1 - M9x1	Tubo rame
G.1.707.305	400	F M10x1	Tubo rame
G.1.707.201	500	F M9x1	Tubo rame
G.1.707.301	500	F M10x1	Tubo rame
G.1.707.205	600	F M9x1	Tubo rame
G.1.707.202	1,000	F M9x1	Tubo rame
G.1.707.209	1,000	F M9x1 - M9x1	Tubo rame
G.1.707.302	1,000	F M10x1	Tubo rame
G.1.707.402	1,000	ASA	Tubo rame
G.1.707.204	1,500	F M9x1	Tubo rame



### Stringiraccordo

CODICE	Misura
G6.032.015	M10x1



### Raccordo fresato

CODICE	Misura
0.974.089	M8x1 - M9x1
0.974.090	M10x1 - 11/32
0.974.116	M9x1 - 11/32
G6.032.017	M10x1 - 11/32
G6.032.021	M9x1 - 11/32
G6.032.027	M10x1 - M8x1



### Raccordo fresato

CODICE	Misura
G6.032.009	M10x1
G6.032.010	M9x1
G6.032.011	M8x1
G6.032.012	11/32



### Raccordo

CODICE	Misura
G6.032.014	M11x1