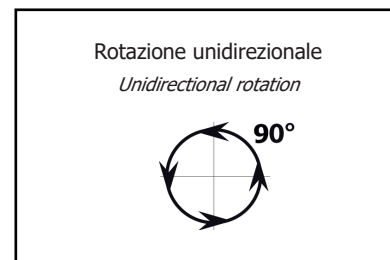
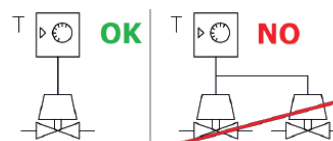


SERVOMOTORI ABBINABILI


MATCHABLE ACTUATORS



CORRENTE ALTERNATA 230 Vca - 24 Vca <i>ALTERNATING CURRENT 230 Vac - 24 Vac</i>				
Controllo <i>Control</i>	Contatto Aux. <i>Aux. switch</i>	Alimentaz. <i>Supply</i>	Tempo corsa <i>Running time</i>	Codice <i>Code</i>
Comando a 3 FILI <i>3-WIRES Control</i>	Senza contatto aux. <i>No aux. switch</i>	230V	60"	M6A2
		24V		M6S2
		230V	30"	M6A2V
		24V		M6S2V
		230V	15"	M6A2W
		24V		M6S2W
	230V	8"	M6A2X	
	24V		M6S2X	
	1 contatto aux. <i>1 aux. switch</i>	230V	60"	M6B2
		24V		M6C2
		230V	30"	M6B2V
		24V		M6C2V
		230V	15"	M6B2W
		24V		M6C2W
230V		8"	M6B2X	
24V			M6C2X	
Comando a 2 FILI <i>2-WIRES Control</i>	Senza contatto aux. <i>No aux. switch</i>	230V	60"	R6A2
		24V		R6S2
		230V	30"	R6A2V
		24V		R6S2V
		230V	15"	R6A2W
		24V		R6S2W
	230V	8"	R6A2X	
	24V		R6S2X	
	1 contatto aux. <i>1 aux. switch</i>	230V	60"	R6B2
		24V		R6C2
		230V	30"	R6B2V
		24V		R6C2V
		230V	15"	R6B2W
		24V		R6C2W
230V		8"	R6B2X	
24V			R6C2X	



CORRENTE CONTINUA 24 Vcc - 12 Vcc <i>DIRECT CURRENT 24 Vdc - 12 Vdc</i>				
Controllo <i>Control</i>	Contatto Aux. <i>Aux. switch</i>	Alimentaz. <i>Supply</i>	Tempo corsa <i>Running time</i>	Codice <i>Code</i>
Comando a 3 FILI <i>3-WIRES Control</i>	Senza contatto aux. <i>no aux.switch</i>	12V	25"	M6A2C 12VCC
		24V	50"	M6A2C 24VCC
3-WIRES Control	1 contatto aux. <i>1 aux. switch</i>	12V	25"	M6B2C 12VCC
		24V	50"	M6B2C 24VCC



KIT 2 SERVOMOTORI NA+NC per PRODUZIONE ACS <i>KIT 2 ACTUATORS NO+NC for DHW PRODUCTION</i>				
Comando a 2 FILI <i>2-WIRES Control</i>	no cont. aux. <i>no aux.switch</i>	230V	60"	NCNA-A
	1 cont. aux. <i>1 aux. switch</i>			NCNA-B

