

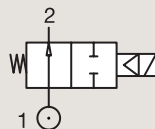
2/2

VALVOLE PER ACQUA E LIQUIDI NEUTRI
SERVOPILOTATA

OTTONE

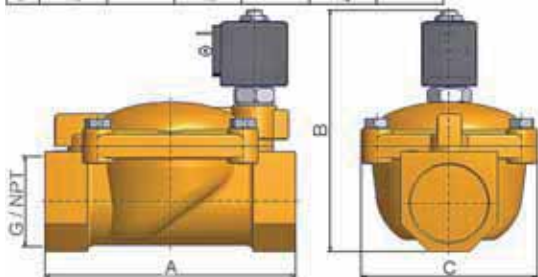
MONTAGGIO SU RACCORDI

NORMALMENTE APERTA



Raccordi BSP	Orifizio Ø mm	Fattore portata Kv l/min KV m³/h Qn m³/h			Pressione differenziale			Temp. fluido		Tenuta EPDM	Valvola PARKER			Potenza		Gruppo Electrico	Disegno nr.		
					Min			Mass			Min	Mass	Codice di Ordinazione	Modello valvola	Modello bobina			AC W	DC W
					bar	AC bar	DC bar	°C	°C		°C	°C							
3/8"	13	50	3	-	0.1	10	10	-10	140	EPDM	444600W	7322BIH00	481865	8	9	2.0	060		
	13	50	3	-	0.1	20	20	-10	90	NBR	443805W	7322BIN00	481865	8	9	2.0	060		
	13	50	3	-	0.1	20	20	-10	140	FKM	444499W	7322BIV00	481865	8	9	2.0	060		
1/2"	13	50	3	-	0.1	10	10	-10	140	EPDM	444601W	7322BAH00	481865	8	9	2.0	060		
	13	50	3	-	0.1	20	20	-10	90	NBR	443806W	7322BAN00	481865	8	9	2.0	060		
	13	50	3	-	0.1	20	20	-10	140	FKM	444500W	7322BAV00	481865	8	9	2.0	060		
3/4"	20	140	8.4	-	0.1	10	10	-10	140	EPDM	444602W	7322BCH00	481865	8	9	2.0	061		
	20	140	8.4	-	0.1	20	20	-10	90	NBR	443807W	7322BCN00	481865	8	9	2.0	061		
	20	140	8.4	-	0.1	20	20	-10	140	FKM	444501W	7322BCV00	481865	8	9	2.0	061		
1"	25	160	9.6	-	0.1	10	10	-10	140	EPDM	444603W	7322BDH00	481865	8	9	2.0	061		
	25	160	9.6	-	0.1	20	20	-10	90	NBR	443808W	7322BDN00	481865	8	9	2.0	061		
	25	160	9.6	-	0.1	20	20	-10	140	FKM	444502W	7322BDV00	481865	8	9	2.0	061		
1 1/4"	35	420	25.2	-	0.1	10	10	-10	140	EPDM	444576W	7322BEH00	481865	8	9	2.0	062		
	35	420	25.2	-	0.1	10	10	-10	90	NBR	443809W	7322BEN00	481865	8	9	2.0	062		
1 1/2"	40	500	30	-	0.1	10	10	-10	140	EPDM	444604W	7322BFH00	481865	8	9	2.0	062		
	40	500	30	-	0.1	10	10	-10	90	NBR	443810W	7322BFN00	481865	8	9	2.0	062		
2"	50	620	37.2	-	0.1	10	10	-10	140	EPDM	444605W	7322BGH00	481865	8	9	2.0	062		
	50	620	37.2	-	0.1	10	10	-10	90	NBR	443811W	7322BGN00	481865	8	9	2.0	062		
2 1/2"	65	1100	66	-	0.2	10	10	-10	90	NBR	444513W	7322BLN06	481865	8	9	2.0	063		
3"	75	1334	80	-	0.2	10	10	-10	90	NBR	444503W	7322BMN06	481865	8	9	2.0	063		

G	A		B		C	
NPT	mm	inch	mm	inch	mm	inch
1-1/4"	145	5.70	144.5	5.68	102	4.01
1-1/2"	145	---	134	---	102	---
2"	173	---	148	---	118	---

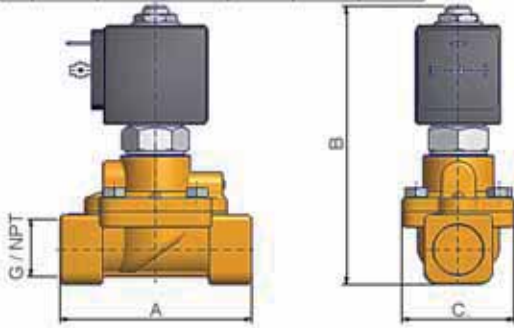


Disegno 062



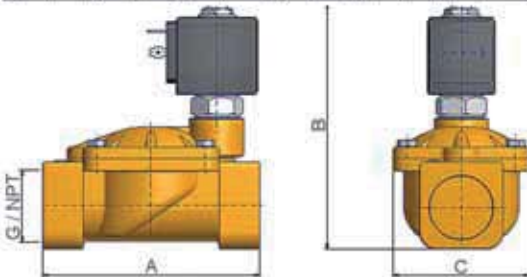
In questa pagina	Raccordi	Orifizio (mm)	Kv (l/min)	Press. Diff. (bar)	Temp. Fluido (°C)	Temp. Amb. (°C)
da	3/8"	13	50	10	-10	-10
a	3"	75	1334	20	140	50

G	A		B		C	
	mm	inch	mm	inch	mm	inch
3/4"	89	2.71	112	4.33	42	1.67
1 1/2"	127	2.82	112	4.41	42	1.67

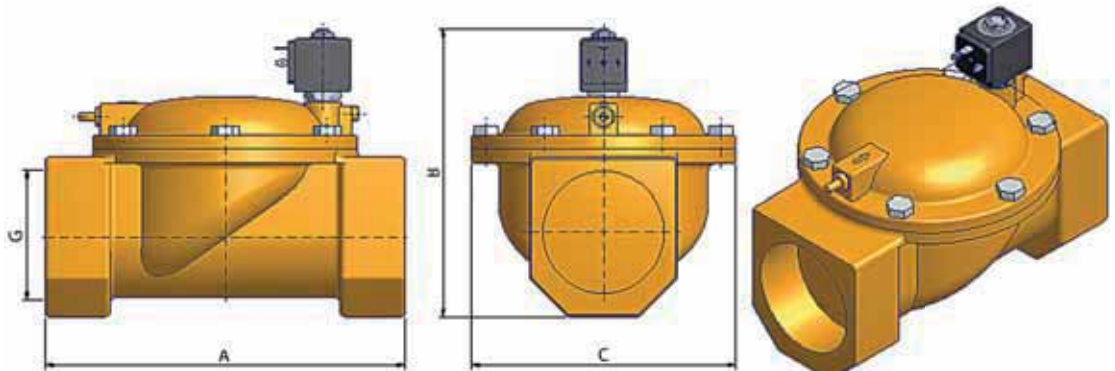


Disegno 060

G	A		B		C	
	mm	inch	mm	inch	mm	inch
3/4"	109	3.83	117.5	4.62	65	2.55
1"	104	4.09	123	4.84	65	2.55



Disegno 061



Disegno 063