

9

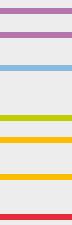



Giunti antivibranti

Expansion joints

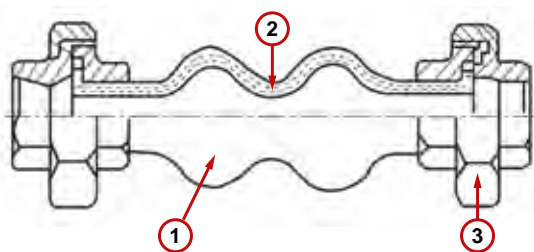
Joints flexibles

Juntas de expansion





Giunto antivibrante filettato
Rubber expansion joint screwed end
Joint en caoutchouc flexible fileté
Junta de expansion de goma extremos roscados



| pos. | Denominazione / Part Name Description / Denominacion | Materiale / Materials Materiaux / Material |
|------|--|--|
| 1 | Corpo, Body, Corps, Cuerpo | EPDM |
| 2 | Maglia Di Rinforzo, Mesh Reinforcement, Treillis D'armature, Refuerzo De Malla | NYLON |
| 3 | Raccordi, Fittings, Raccords, Racores | Ghisa zincata / Galvanized Cast iron Fonte galvanisé / Hierro fundido galvanizado |

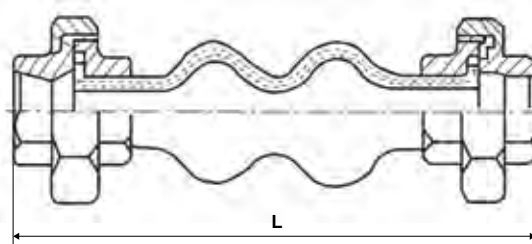
Pressione nominale, Nominal pressure, Pression nominale, presión nominal

PN 10

Temperatura di utilizzo, Working temperature, Temp. de fonctionnement, Temp. de funcionamiento


-10° C./ +80° C.

| | Compressione Compression Compression Compresión (mm) | Estensione Extension Extension Extensión (mm) | Spostamento Transverse Tranversal Tranversal (mm) | Flessione angolare, Angular movement, Movement angolare, Movimiento angular |
|--------|--|---|---|--|
| 1/2" | 22 | 6 | 22 | 20° |
| 3/4" | 22 | 6 | 22 | 20° |
| 1" | 22 | 6 | 22 | 20° |
| 1 1/4" | 22 | 6 | 22 | 20° |
| 1 1/2" | 22 | 6 | 22 | 20° |
| 2" | 22 | 6 | 22 | 20° |
| 2 1/2" | 22 | 6 | 22 | 20° |
| 3" | 22 | 6 | 22 | 20° |



Dimensioni e prezzo, Size and price, Taille et Prix, Tamaño y precio

| Ø | €. | L | Kg. |
|--------|----|-----|-----|
| 1/2" | | 200 | 0,5 |
| 3/4" | | 200 | 0,7 |
| 1" | | 200 | 1 |
| 1 1/4" | | 200 | 1,5 |
| 1 1/2" | | 200 | 2 |
| 2" | | 200 | 2,5 |
| 2 1/2" | | 240 | 3,7 |
| 3" | | 240 | 5,5 |

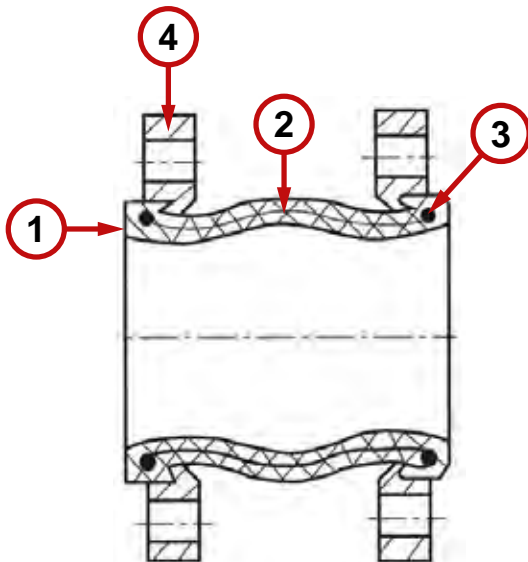


Giunto antivibrante flangiato Corpo in EPDM
Flange in acciaio al carbonio zincate

Rubber expansion joint flanged end

Joint en caoutchouc flexible à brides

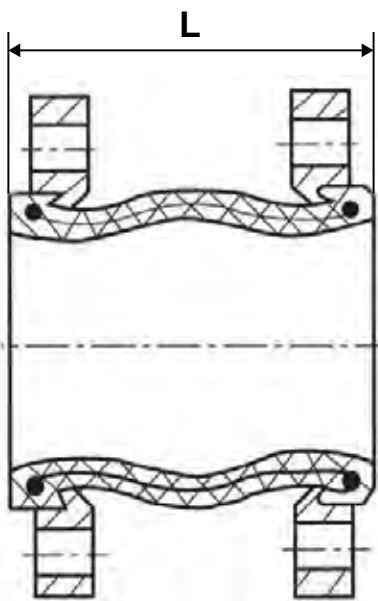
Junta de expansion de goma conjunta con brida




| pos. | Denominazione / Part Name Description / Denominacion | Materiale / Materials Materiaux / Material |
|------|--|--|
| 1 | Corpo, Body, Corps, Cuerpo | EPDM |
| 2 | Maglia Di Rinforzo, Mesh Reinforce- ment, Treillis D'armature, Refuerzo De Malla | NYLON |
| 3 | Filo D'armatura, Wire Armature, Fil De Amure, Nambre De Armadura | Acciaio / Steel / Acier / Acero |
| 4 | Flange, Flanges, Brides, Bidas | Acciaio al carb. zincato / Galvanized Steel Acier galvanisé / Acero galvanizado |

| | |
|---|-------------------------|
| Pressione nominale, Nominal pressure, Pression nominale, presión nominal | DN 32 ÷ DN 300 - PN 16 |
| | DN 350 ÷ DN 600 - PN 10 |
| Temperatura di utilizzo, Working temperature, Temp. de fonctionnement, Temp. de funcionamiento | -10° C. / +80° C. |
| Flangiatura, Flanges drilled, Brides percées, Bidas perforados | EN 1092-1 PN 10 / PN 16 |

| | Compressione Compression Compression Compresión (mm) | Estensione Extension Extension Extensión (mm) | Spostamento Tranverse Tranversal Tranversal (mm) | Flessione angolare, Angular movement, Moviment angolare, Movimiento angular |
|-----|---|--|---|--|
| 32 | 9 | 6 | 9 | 15° |
| 40 | 10 | 6 | 9 | 15° |
| 50 | 10 | 7 | 10 | 15° |
| 65 | 13 | 7 | 12 | 15° |
| 80 | 15 | 8 | 12 | 15° |
| 100 | 19 | 10 | 13 | 15° |
| 125 | 19 | 12 | 13 | 15° |
| 150 | 20 | 12 | 14 | 15° |
| 200 | 25 | 16 | 22 | 15° |
| 250 | 25 | 16 | 22 | 15° |
| 300 | 25 | 16 | 22 | 15° |
| 350 | 25 | 16 | 22 | 15° |
| 400 | 25 | 16 | 22 | 15° |
| 450 | 25 | 16 | 22 | 15° |
| 500 | 25 | 16 | 22 | 15° |
| 600 | 25 | 16 | 22 | 15° |



| Dimensioni e prezzo, Size and price, Taille et Prix, Tamaño y precio | | | | | |
|--|----------|----------|-----|-------------|-------------|
| DN | €. PN 10 | €. PN 16 | L | Kg. - PN 10 | Kg. - PN 16 |
| 32 | | | 95 | 2,8 | 2,8 |
| 40 | | | 95 | 3 | 3 |
| 50 | | | 105 | 4 | 4 |
| 65 | | | 115 | 5 | 5 |
| 80 | | | 130 | 6,5 | 6,5 |
| 100 | | | 135 | 7 | 7 |
| 125 | | | 170 | 9,5 | 9,5 |
| 150 | | | 180 | 13 | 13 |
| 200 | | | 205 | 16,5 | 16,5 |
| 250 | | | 240 | 21 | 24 |
| 300 | | | 260 | 27,5 | 32 |
| 350 | | | 265 | 35 | 42 |
| 400 | | | 265 | 45 | 50 |
| 450 | | | 265 | 52 | 63 |
| 500 | | | 265 | 63 | 80 |
| 600 | | | 265 | 75 | 103 |

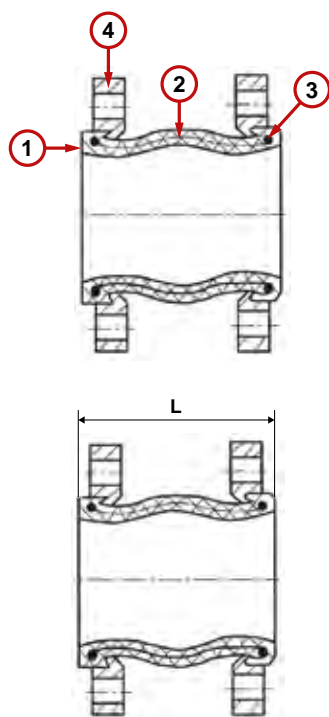


Giunto antivibrante flangiato Corpo in EPDM - Flange in AISI 304

Rubber expansion joint flanged end

Joint en caoutchouc flexible à brides

Junta de expansion de goma conjunta con brida



| pos. | Denominazione / Part Name Description / Denominacion | Materiale / Materials Materiaux / Material |
|------|---|---|
| 1 | Corpo, Body, Corps, Cuerpo | EPDM |
| 2 | Maglia Di Rinforzo, Mesh Reinforcement, Treillis D'armature, Refuerzo De Malla | NYLON |
| 3 | Filo D'armatura, Wire Armature, Fil De Amure, Nambre De Armadura | Acciaio / Steel / Acier / Acero |
| 4 | Flange, Flanges, Brides, Bidas | AISI 304 - CF8 (1.4308) |

| | |
|---|-------------------------|
| Pressione nominale, Nominal pressure, Pression nominale, presión nominal | PN 16 |
| Temperatura di utilizzo, Working temperature, Temp. de fonctionnement, Temp. de funcionamiento | -10° C. / +80° C. |
| Flangiatura, Flanges drilled, Brides percées, Bidas perforados | EN 1092-1 PN 10 / PN 16 |

Dimensioni e prezzo, Size and price, Taille et Prix, Tamaño y precio

| DN | €. PN 10 / PN 16 | L | Kg. |
|-----|------------------|-----|------|
| 32 | | 95 | 2,8 |
| 40 | | 95 | 3 |
| 50 | | 105 | 4 |
| 65 | | 115 | 5 |
| 80 | | 130 | 6,5 |
| 100 | | 135 | 7 |
| 125 | | 170 | 9,5 |
| 150 | | 180 | 13 |
| 200 | | 205 | 16,5 |

| | Compressione Compression Compresión (mm) | Estensione Extension Extensión (mm) | Spostamento Tranverse Tranversal (mm) | Flessione an- golare, Angu- lar movement, Movement angulare, Movimiento angular |
|-----|---|--|--|---|
| 32 | 9 | 6 | 9 | 15° |
| 40 | 10 | 6 | 9 | 15° |
| 50 | 10 | 7 | 10 | 15° |
| 65 | 13 | 7 | 12 | 15° |
| 80 | 15 | 8 | 12 | 15° |
| 100 | 19 | 10 | 13 | 15° |
| 125 | 19 | 12 | 13 | 15° |
| 150 | 20 | 12 | 14 | 15° |
| 200 | 25 | 16 | 22 | 15° |

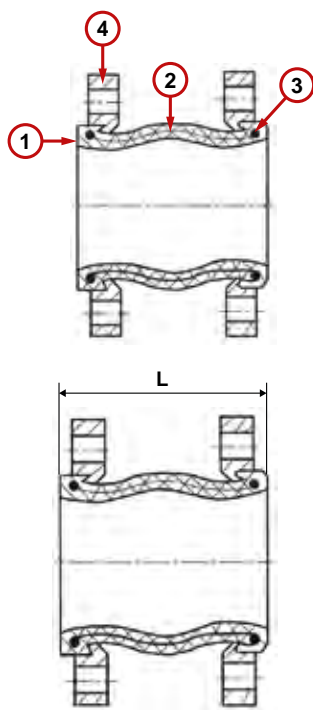


Giunto antivibrante flangiato Corpo in EPDM - Flange in AISI 316

Rubber expansion joint flanged end

Joint en caoutchouc flexible à brides

Junta de expansion de goma conjunta con brida




| pos. | Denominazione / Part Name Description / Denominacion | Materiale / Materials Materiaux / Material |
|------|---|---|
| 1 | Corpo, Body, Corps, Cuerpo | EPDM |
| 2 | Maglia Di Rinforzo, Mesh Reinforcement, Treillis D'armature, Refuerzo De Malla | NYLON |
| 3 | Filo D'armatura, Wire Armature, Fil De Amure, Nambre De Armadura | Acciaio / Steel / Acier / Acero |
| 4 | Flange, Flanges, Brides, Bidas | AISI 316 - CF8M (1.4408) |

| | |
|---|-------------------------|
| Pressione nominale, Nominal pressure, Pression nominale, presión nominal | PN 16 |
| Temperatura di utilizzo, Working temperature, Temp. de fonctionnement, Temp. de funcionamiento | -10° C. / +80° C. |
| Flangiatura, Flanges drilled, Brides percées, Bidas perforados | EN 1092-1 PN 10 / PN 16 |

Dimensioni e prezzo, Size and price, Taille et Prix, Tamaño y precio

| DN | €. PN 10 / PN 16 | L | Kg. |
|-----|------------------|-----|------|
| 32 | | 95 | 2,8 |
| 40 | | 95 | 3 |
| 50 | | 105 | 4 |
| 65 | | 115 | 5 |
| 80 | | 130 | 6,5 |
| 100 | | 135 | 7 |
| 125 | | 170 | 9,5 |
| 150 | | 180 | 13 |
| 200 | | 205 | 16,5 |

| | Compressione Compression Compression Compresión (mm) | Estensione Extension Extension Extensión (mm) | Spostamento Transverse Tranversal Tranversal (mm) | Flessione an- golare, Angular movement, Movement angolare, Movi- miento angular |
|-----|--|---|---|--|
| 32 | 9 | 6 | 9 | 15° |
| 40 | 10 | 6 | 9 | 15° |
| 50 | 10 | 7 | 10 | 15° |
| 65 | 13 | 7 | 12 | 15° |
| 80 | 15 | 8 | 12 | 15° |
| 100 | 19 | 10 | 13 | 15° |
| 125 | 19 | 12 | 13 | 15° |
| 150 | 20 | 12 | 14 | 15° |
| 200 | 25 | 16 | 22 | 15° |

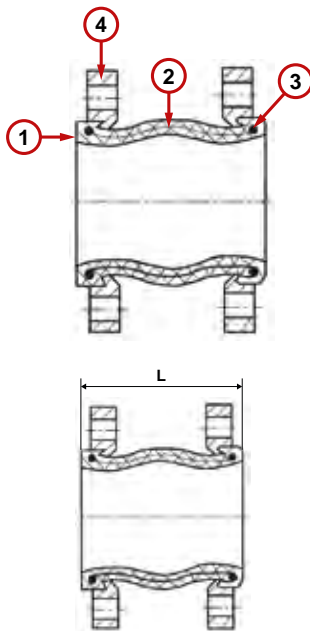


**Giunto antivibrante flangiato - Corpo in NBR
Flange in acciaio al carbonio zincate**

Rubber expansion joint flanged end

Joint en caoutchouc flexible à brides

Junta de expansion de goma conjunta con brida



| pos. | Denominazione / Part Name Description / Denominacion | Materiale / Materials Materiaux / Material |
|------|---|--|
| 1 | Corpo, Body, Corps, Cuerpo | NBR |
| 2 | Maglia Di Rinforzo, Mesh Reinforcement, Treillis D'armature, Refuerzo De Malla | NYLON |
| 3 | Filo D'armatura, Wire Armature, Fil De Amure, Nambre De Armadura | Acciaio / Steel / Acier / Acero |
| 4 | Flange, Flanges, Brides, Bidas | Acciaio al carb. zincato / Galvanized Steel Acier galvanisé / Acero galvanizado |

| | |
|---|-------------------------|
| Pressione nominale, Nominal pressure, Pression nominale, presión nominal | PN 16 |
| Temperatura di utilizzo, Working temperature, Temp. de fonctionnement, Temp. de funcionamiento | -10° C. / +80° C. |
| Flangiatura, Flanges drilled, Brides percées, Bidas perforados | EN 1092-1 PN 10 / PN 16 |

| Dimensioni e prezzo, Size and price, Taille et Prix, Tamaño y precio | | | | | |
|--|----------|----------|-----|-------------|-------------|
| DN | €. PN 10 | €. PN 16 | L | Kg. - PN 10 | Kg. - PN 16 |
| 32 | | | 95 | 2,8 | 2,8 |
| 40 | | | 95 | 3 | 3 |
| 50 | | | 105 | 4 | 4 |
| 65 | | | 115 | 5 | 5 |
| 80 | | | 130 | 6,5 | 6,5 |
| 100 | | | 135 | 7 | 7 |
| 125 | | | 170 | 9,5 | 9,5 |
| 150 | | | 180 | 13 | 13 |
| 200 | | | 205 | 16,5 | 16,5 |
| 250 | | | 240 | 21 | 24 |
| 300 | | | 260 | 27,5 | 32 |

| | Compressione Compression Compresión (mm) | Estensione Extension Extensión (mm) | Spostamento Tranverse Tranversal (mm) | Flessione angolare, Angular movement, Movimiento angular |
|-----|---|--|--|--|
| 32 | 9 | 6 | 9 | 15° |
| 40 | 10 | 6 | 9 | 15° |
| 50 | 10 | 7 | 10 | 15° |
| 65 | 13 | 7 | 12 | 15° |
| 80 | 15 | 8 | 12 | 15° |
| 100 | 19 | 10 | 13 | 15° |
| 125 | 19 | 12 | 13 | 15° |
| 150 | 20 | 12 | 14 | 15° |
| 200 | 25 | 16 | 22 | 15° |
| 250 | 25 | 16 | 22 | 15° |
| 300 | 25 | 16 | 22 | 15° |

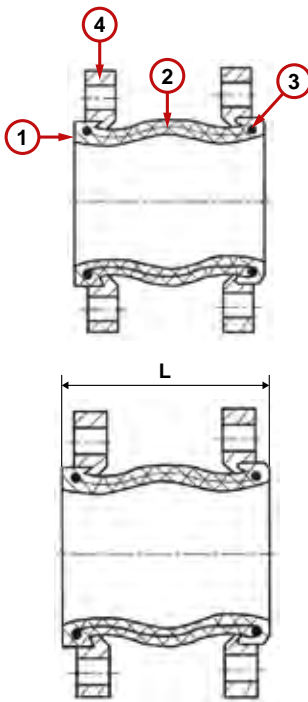


Giunto antivibrante flangiato Corpo in NBR - Flange in AISI 304

Rubber expansion joint flanged end

Joint en caoutchouc flexible à brides

Junta de expansion de goma conjunta con brida



| pos. | Denominazione / Part Name Description / Denominacion | Materiale / Materials Materiaux / Material |
|---|---|---|
| 1 | Corpo, Body, Corps, Cuerpo | NBR |
| 2 | Maglia Di Rinforzo, Mesh Reinforcement, Treillis D'armature, Refuerzo De Malla | NYLON |
| 3 | Filo D'armatura, Wire Armature, Fil De Amure, Nambre De Armadura | Acciaio / Steel / Acier / Acero |
| 4 | Flange, Flanges, Brides, Bridas | AISI 304 - CF8 (1.4308) |
| Pressione nominale, Nominal pressure, Pression nominale, presión nominal | | PN 16 |
| Temperatura di utilizzo, Working temperature, Temp. de fonctionnement, Temp. de funcionamiento | | -10° C. / +80° C. |
| Flangiatura, Flanges drilled, Brides percées, Bidas perforados | | EN 1092-1 PN 10 / PN 16 |

Dimensioni e prezzo, Size and price, Taille et Prix, Tamaño y precio

| DN | €. PN 10 / PN 16 | L | Kg. |
|-----|------------------|-----|------|
| 32 | | 95 | 2,8 |
| 40 | | 95 | 3 |
| 50 | | 105 | 4 |
| 65 | | 115 | 5 |
| 80 | | 130 | 6,5 |
| 100 | | 135 | 7 |
| 125 | | 170 | 9,5 |
| 150 | | 180 | 13 |
| 200 | | 205 | 16,5 |

| | Compressione Compression Compression Compresión (mm) | Estensione Extension Extension Extensión (mm) | Spostamento Tranverse Tranversal Tranversal (mm) | Flessione an- golare, Angular movement, Movement angolare, Movi- miento angular |
|-----|--|---|--|--|
| 32 | 9 | 6 | 9 | 15° |
| 40 | 10 | 6 | 9 | 15° |
| 50 | 10 | 7 | 10 | 15° |
| 65 | 13 | 7 | 12 | 15° |
| 80 | 15 | 8 | 12 | 15° |
| 100 | 19 | 10 | 13 | 15° |
| 125 | 19 | 12 | 13 | 15° |
| 150 | 20 | 12 | 14 | 15° |
| 200 | 25 | 16 | 22 | 15° |

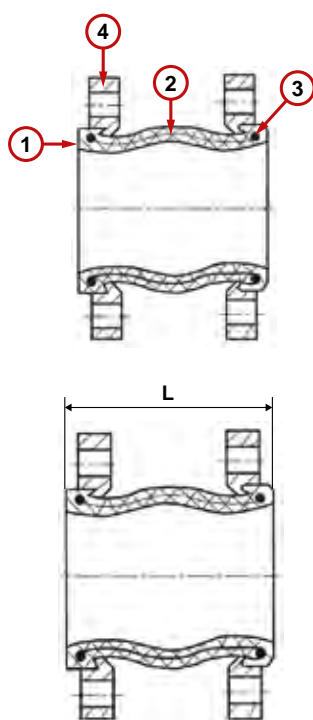


Giunto antivibrante flangiato Corpo in NBR - Flange in AISI 316

Rubber expansion joint flanged end

Joint en caoutchouc flexible à brides

Junta de expansion de goma conjunta con brida



| pos. | Denominazione / Part Name Description / Denominacion | Materiale / Materials Materiaux / Material |
|------|---|---|
| 1 | Corpo, Body, Corps, Cuerpo | NBR |
| 2 | Maglia Di Rinforzo, Mesh Reinforcement, Treillis D'armature, Refuerzo De Malla | NYLON |
| 3 | Filo D'armatura, Wire Armature, Fil De Amure, Nambre De Armadura | Acciaio / Steel / Acier / Acero |
| 4 | Flange, Flanges, Brides, Bidas | AISI 316 - CF8M (1.4408) |

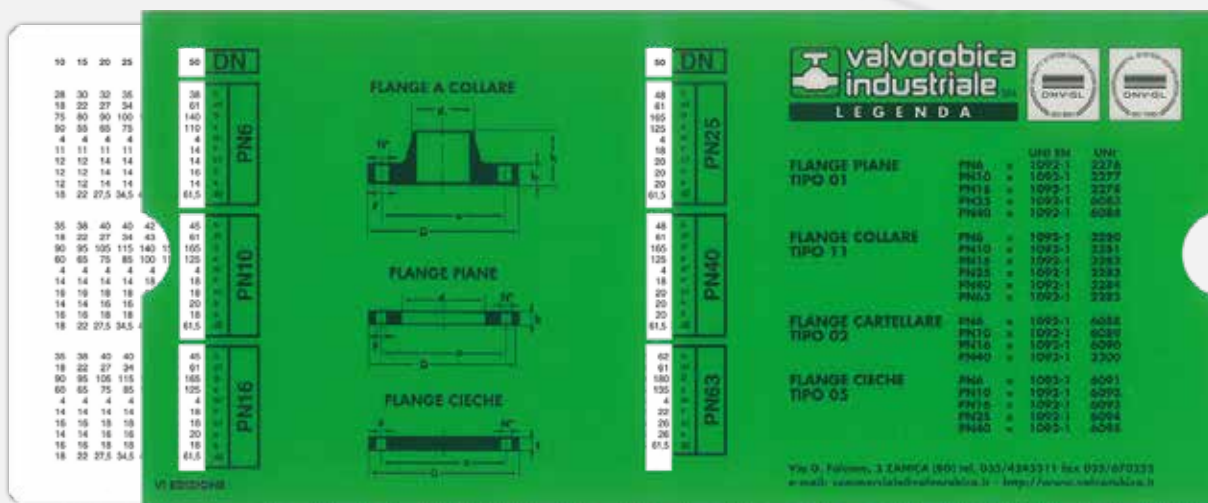
| | |
|---|-------------------------|
| Pressione nominale, Nominal pressure, Pression nominale, presión nominal | PN 16 |
| Temperatura di utilizzo, Working temperature, Temp. de fonctionnement, Temp. de funcionamiento | -10° C. / +80° C. |
| Flangiatura, Flanges drilled, Brides percées, Bidas perforados | EN 1092-1 PN 10 / PN 16 |

Dimensioni e prezzo, Size and price, Taille et Prix, Tamaño y precio

| DN | €. PN 10 / PN 16 | L | Kg. |
|-----|------------------|-----|------|
| 32 | | 95 | 2,8 |
| 40 | | 95 | 3 |
| 50 | | 105 | 4 |
| 65 | | 115 | 5 |
| 80 | | 130 | 6,5 |
| 100 | | 135 | 7 |
| 125 | | 170 | 9,5 |
| 150 | | 180 | 13 |
| 200 | | 205 | 16,5 |

| | Compressione Compression Compression Compresión (mm) | Estensione Extension Extension Extensión (mm) | Spostamento Transverse Tranversal Tranversal (mm) | Flessione an- golare, Angular movement, Movement angolare, Movi- miento angular |
|-----|--|---|---|--|
| 32 | 9 | 6 | 9 | 15° |
| 40 | 10 | 6 | 9 | 15° |
| 50 | 10 | 7 | 10 | 15° |
| 65 | 13 | 7 | 12 | 15° |
| 80 | 15 | 8 | 12 | 15° |
| 100 | 19 | 10 | 13 | 15° |
| 125 | 19 | 12 | 13 | 15° |
| 150 | 20 | 12 | 14 | 15° |
| 200 | 25 | 16 | 22 | 15° |

Regolo dimensionale per flange EN e ANSI



valvorobica industriale
LEGENDA

| Flange Type | Pressure Rating | UNI EN | UNI |
|---------------------------|-----------------|--------|------|
| FLANGE PIANE TIPO 01 | PN6 | 1092-1 | 2276 |
| | PN10 | 1092-1 | 2277 |
| | PN16 | 1092-1 | 2278 |
| | PN25 | 1092-1 | 2453 |
| FLANGE COLLARE TIPO T1 | PN6 | 1092-1 | 2284 |
| | PN10 | 1092-1 | 2285 |
| | PN16 | 1092-1 | 2286 |
| | PN25 | 1092-1 | 2287 |
| FLANGE CARTELLARE TIPO 02 | PN6 | 1092-1 | 2288 |
| | PN10 | 1092-1 | 2289 |
| | PN16 | 1092-1 | 2290 |
| FLANGE CIECHE TIPO 03 | PN6 | 1092-1 | 2291 |
| | PN10 | 1092-1 | 2292 |
| | PN16 | 1092-1 | 2293 |
| | PN25 | 1092-1 | 2294 |

Via O. Folommi, 3 ZANICA (BO) tel. 055/4343211 fax 052/670232
e-mail: commerciale@valvorobica.it - http://www.valvorobica.it