



Replaceable *Suction Filters*®

Installation Instructions

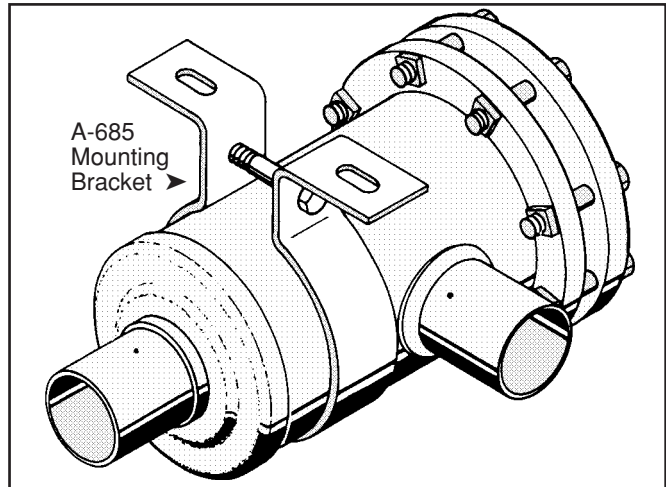
BEFORE INSTALLING

Sporlan Replaceable Suction Filters can be installed in **either flow direction**, whichever is simpler for piping the individual job. The unit may be installed in either a vertical or horizontal line. However, it is advisable to mount the shell so foreign material cannot drop into it when the elements are removed. Also avoid installing the shell in such a manner that it traps an excessive amount of oil.

CAUTION: The Replaceable Suction Filter must be installed with the **side fitting as the inlet** when Catch-All® cores are used. This also provides the use of the access valve for pressure drop measurements.

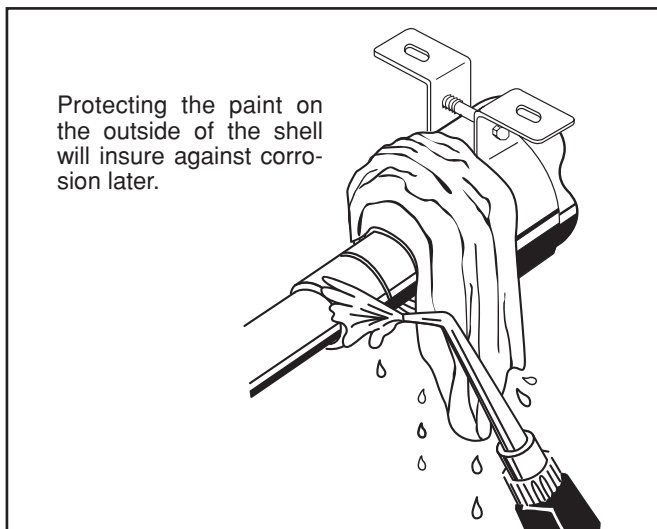
When making the installation allow 6-3/4" beyond the flange plate for **pull space** in removing the filter element. Since the elements are installed in a "**muzzle loading**" fashion, the pull space is the same for shells using two elements as for the shells using one element.

The Sporlan A-685 mounting bracket should be used to support the shell to avoid undue strain on the refrigerant piping.



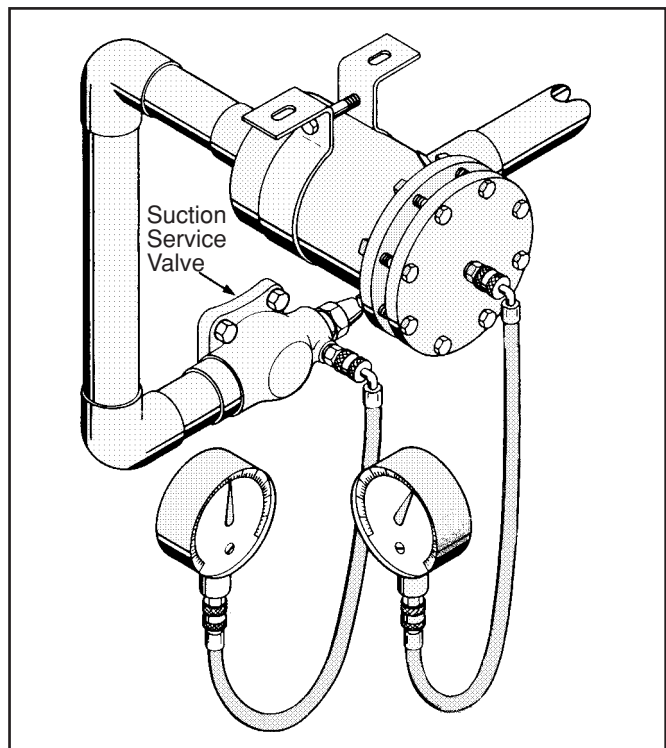
Installation Tips

Remove the flange plate, spacer plates, springs and cardboard separators before brazing the suction filter shell into the line. The connections on the shell are copper and can be installed with **all normal soldering or brazing material** including soft solder, Sta-Brite, Easy-Flo, silver brazing alloys, Sil-Fos or Phos-Copper. For best results, **wrap a wet rag around the end of the shell and direct the flame of the torch away from the shell while brazing**. In this way one can avoid **damaging the paint** on the shell and maintain proper protection from corrosion.



Each unit is supplied with a 1/4" **access valve** which should be screwed into the 1/4" NPT hole in the flange plate. Pipe dope (preferably teflon tape) should be used on the threads to prevent leakage. Then install the access valve core in this fitting. After installation in the suction line, with the side fitting as the inlet,

the access valve permits measuring the pressure drop from the upstream side of the filter to the gauge connection on the compressor suction service valve, and thus determining if the filter element is plugged. When the access valve is not in use, keep it capped to avoid possible leaks.

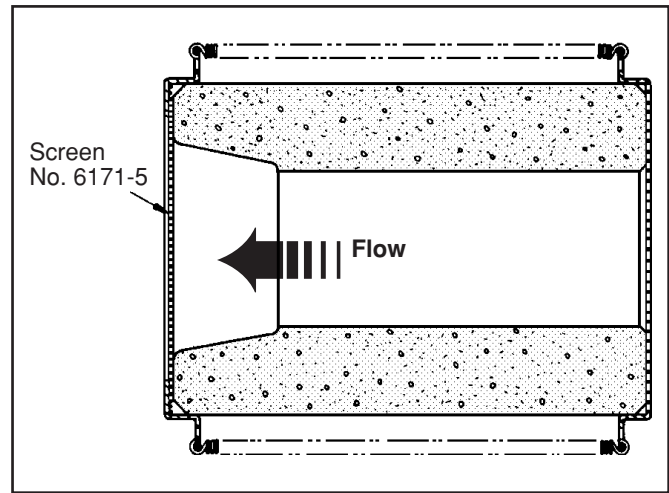


The filter elements (purchased separately) are installed in place of the cardboard spacers shipped with the unit. Detailed instructions for installing the elements are given on the filter element package. Inspect the edge of the shell and the gasket surface immediately before installing the flange plate to obtain a clean, leak-tight joint. A new gasket is supplied with each filter element. It is recommended that this gasket only be replaced if it is damaged.

THE PROPER FILTER ELEMENT

The Sporlan RPE-48-BD Filter Element is recommended for use in all Replaceable Suction Filters. The pleated paper filter element will collect a very large amount of dirt before plug up occurs. This element is suitable for flow in either direction.

CATCH-ALL CORES (RC-4864, RC-4864-HH or RCW-48) **can be used** in Replaceable Suction Filters if certain precautions are followed. The side fitting **must** be the inlet. Also a special 100 mesh screen (Sporlan Part No. 6171-5) must be obtained from your wholesaler and installed in the outlet end of the core assembly. It is placed between the core and spacer plate at the outlet end as shown in the diagram. This screen will collect any



small particles that might be rubbed off the core during assembly. The screen should be removed with the molded cores when cleanup is complete. **The screen should not be used when filter elements are used.**

PRECAUTIONS

If a bolt is lost or a nut is stripped while installing the flange plate, be sure to obtain a replacement. Installing the flange plate with less than the proper number of flange bolts will very likely result in a refrigerant leak, and could result in an explosion hazard. The bolts should be tightened to a torque value of 14-16 ft. lbs.

The Replaceable Suction filters are not recommended for use at temperatures below - 50°F. The Sporlan Replaceable Suction Filters are recommended for use in the suction line of R-12, R-134a, R-22, R-404A, R-407C, R-410A, R-502, R-507, and similar halocarbon refrigerant systems.

FOR USE ON REFRIGERATION and/or AIR CONDITIONING SYSTEMS ONLY



© COPYRIGHT 2004 BY SPORLAN VALVE COMPANY, WASHINGTON, MISSOURI