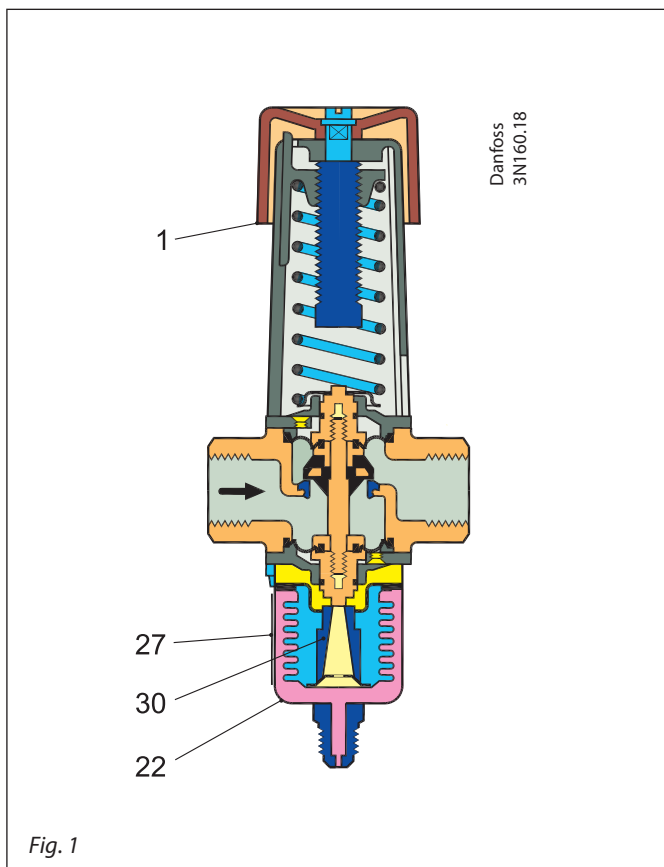
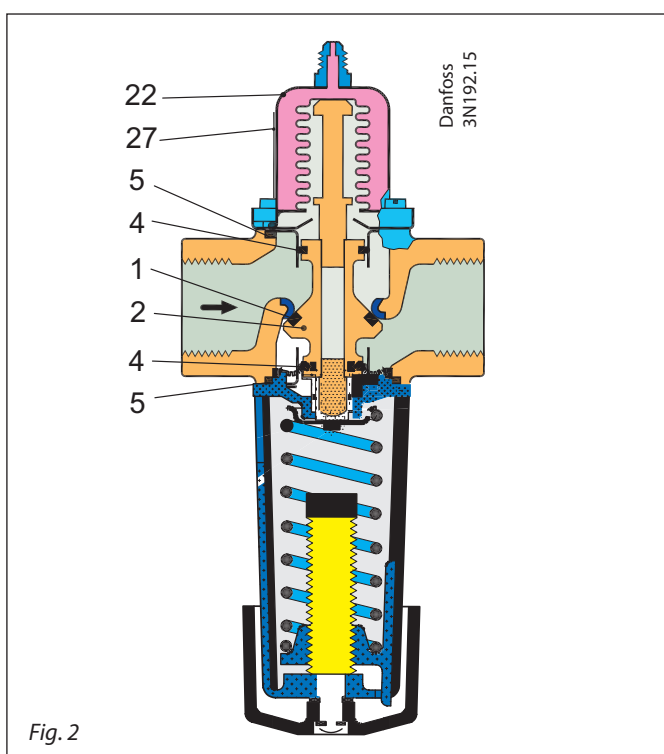


Spare parts and accessories

Water regulating valve Types WVFX, WVS and WVTS



Pos.	Description	Qty.	Code no.
WVFX 10 – 25, Plastic hand knob, fig. 1			
1	Handle for adjustment	1	003N0520
WVFX 10 – 25, Bellows unit including push pin			
22	Element	1	003N0070
27	Label 3.5 – 16 bar	1	
27	Label 4 – 23 bar	1	
30	Thrust spindle	1	



Pos.	Description	Qty.	Code no.
WVFX 32 and WVFX 40, Bellows unit, fig. 2			
22	Element	1	003F0070
27	Product label	1	
WVFX 32 and WVFX 40, Piston kit, fig. 2			
1	Sleeve	1	003F0071
2	Piston	1	
4	O-ring	2	
5	Rubber gasket	2	
—	Grease	1	

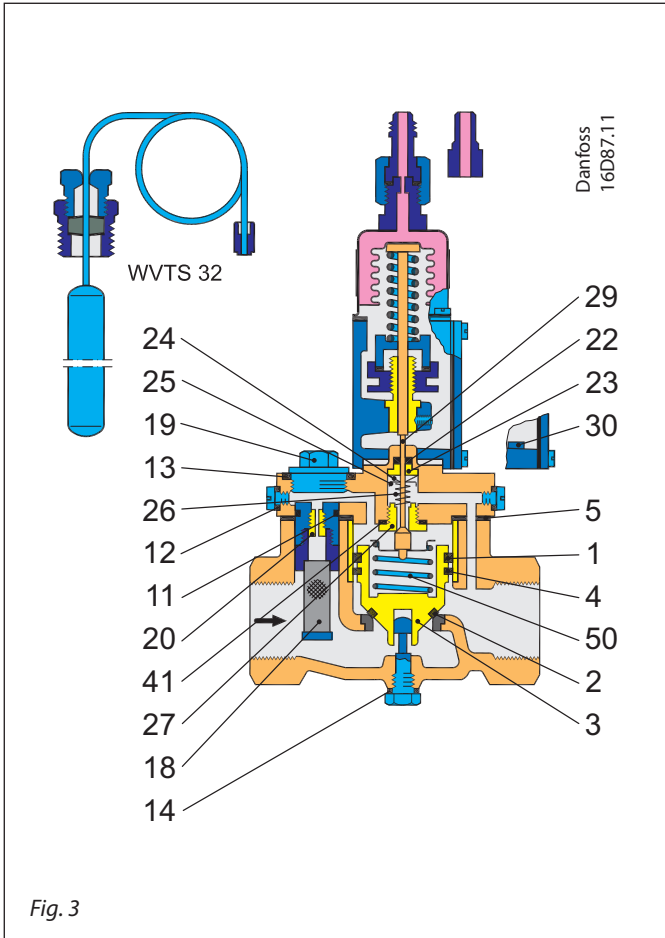


Fig. 3

Pos.	Description	Qty.	Code no.
WVS 32, WVTS 32, Piston kit, fig. 3			
1	Sleeve	1	016D0065
2	Piston seat ring	1	
3	Piston	1	
4	Piston ring	1	
5	Gasket	1	
—	Grease	1	
WVS 32, WVTS 32, Pilot kit, fig. 3			
22	O-ring	1	016D0100
23	Bushing	1	
24	Sleeve	2	
25	Spring retainer	1	
26	Spring	1	
27	Pilot plate	1	
29	Pilot cone assembly	1	
30	Screw	2	016D0081
41	Gasket	1	
WVS32, WVTS 32, Seal and filter kit, fig. 3			
11	O-ring	1	016D0081
12	Seal ring	2	
13	Gasket	1	
14	Gasket	1	
18	Filter assembly	1	
19	Filter holder	1	
20	Orifice	1	
41	Gasket	1	
—	Grease	1	
WVS 32, WVTS 32, fig. 3			
50	Spring 0 – 10 bar	1	016D1327

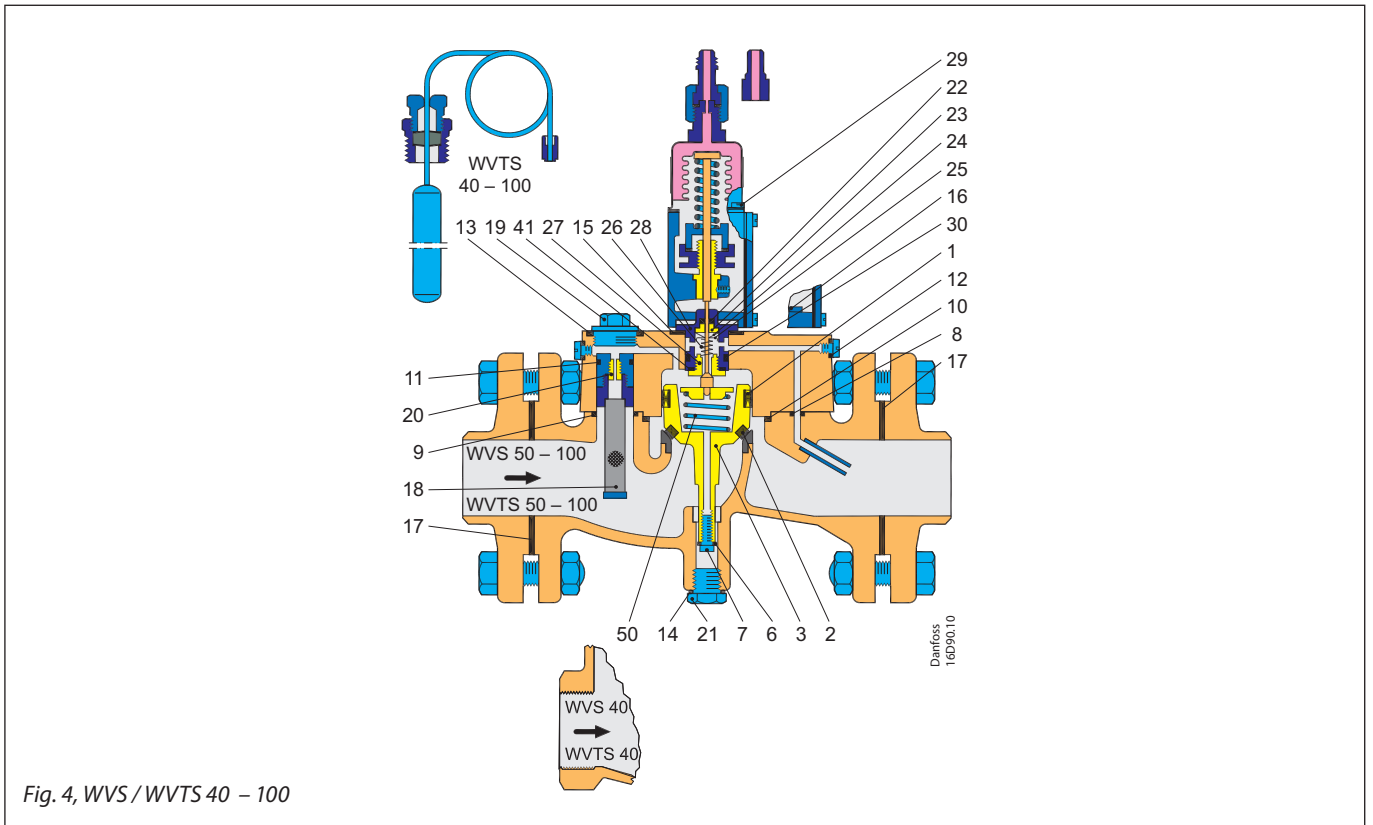


Fig. 4, WVS / WVTS 40 – 100

Size			WVS 40, WVTS 40	WVS 50, WVTS 50	WVS 65, WVTS 65	WVS 80, WVTS 80	WVS 100, WVTS 100
Pos.	Description	Qty.	Code no.	Code no.	Code no.	Code no.	Code no.
Piston kit, fig. 4							
1	Sleeve	1	016D0060	016D0061	016D0062	016D0063	016D0064
2	Piston seat ring	1					
3	Piston	1					
6	Cu gasket	1					
7	Screw	1					
8	O-ring	1					
9	O-ring	1					
10	O-ring	1					
—	Grease	1					
Pilot kit, fig. 4							
15	Rubber gasket	1	016D0100	016D0100	016D0100	016D0100	016D0100
16	O-ring	1					
22	O-ring	1					
23	Bushing	1					
24	Sleeve	2					
25	Spring retainer	1					
26	Spring	1					
27	Pilot plate	1					
28	Insert	1					
29	Pilot cone assembly	1					
30	Screw	2					
41	Gasket	1					
Spring, fig. 4							
50	Spring 0 – 10 bar	1	016D0575	016D0576	016D0577	016D0578	016D0579

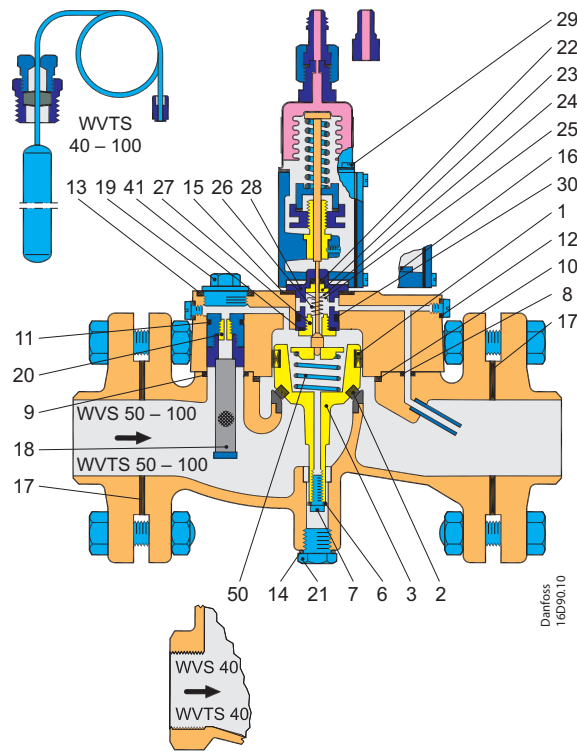


Fig. 5, WVS / WVTS 40 – 100

Size			WVS 40, WVTS 40	WVS 50, WVTS 50	WVS 65, WVTS 65	WVS 80, WVTS 80	WVS 100, WVTS 100
Pos.	Description	Qty.	Code no.	Code no.	Code no.	Code no.	Code no.
Seal and filter kit, fig. 5							
8	O-ring	1	016D0082	016D0083	016D0084	016D0085	016D0086
9	O-ring	1					
10	O-ring	1					
11	O-ring	1					
12	Seal ring	2					
13	Gasket	1					
14	Gasket	1					
15	Rubber Gasket	1					
16	O-ring	1					
17	Gasket	2					
18	Filter assembly	1					
19	Filter holder	1					
20	Orifice	1					
21	Plug	1					
—	Grease	1					