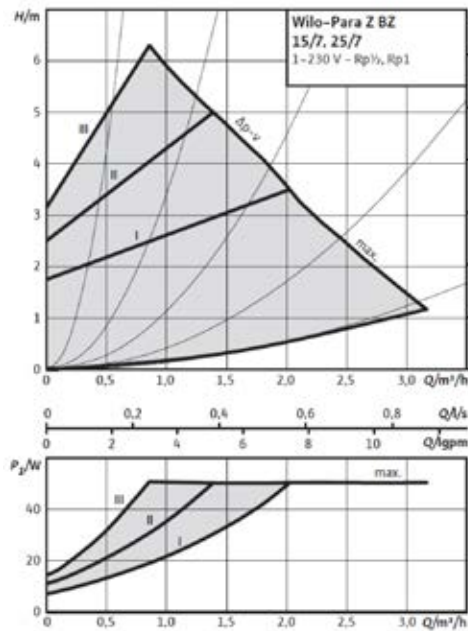


PARA Z 15/7

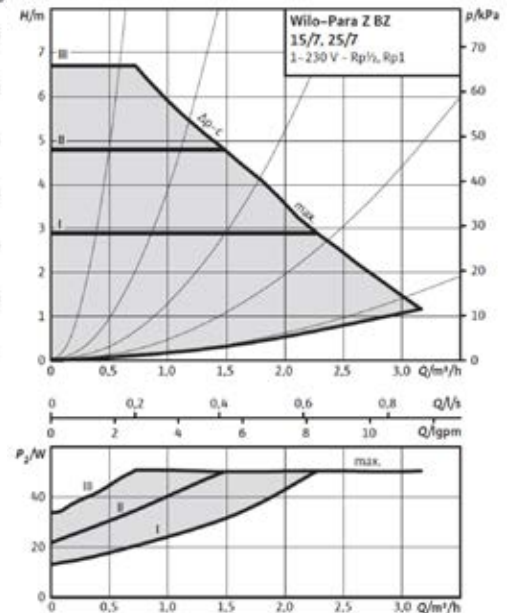
Para	Prevalenza max.	Portata max.	Velocità	Consumo 1-230 V	Corrente 1-230 V	Protezione motore
	-	-	n	P1	I	-
	mt	m ³ /h	rpm	W	A	-
15/7	7,3	3,5	700 - 4700	8-50	0,07-0,43	Integrata



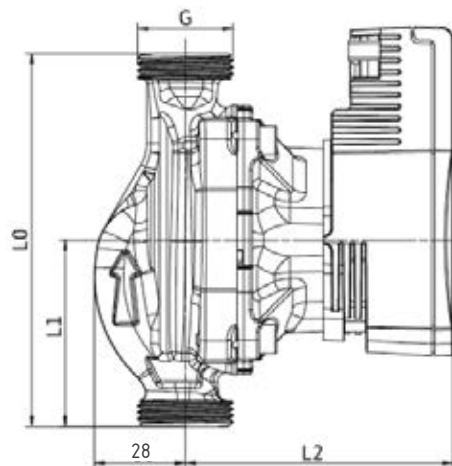
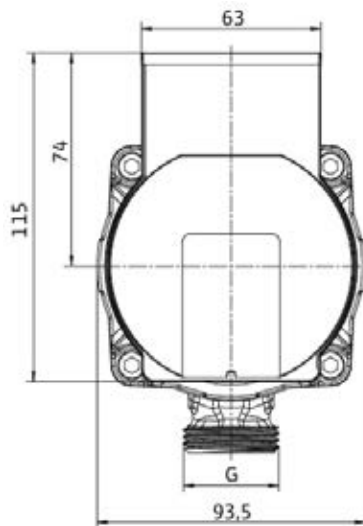
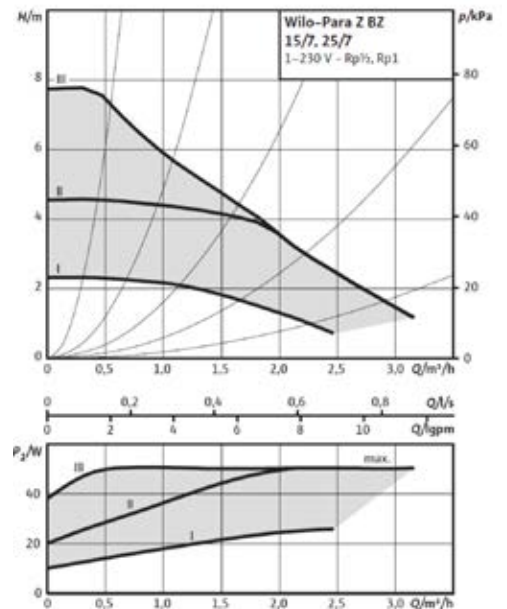
$\Delta p-v$ (variable)



$\Delta p-c$ (constant)



Constant speed I, II, III



Codice	Descrizione	G	L0	L1	L2	Peso
101044	Para Z 15/7 - 50 - 130 - 12	1"	130 mm	65 mm	65 mm	Kg 2